






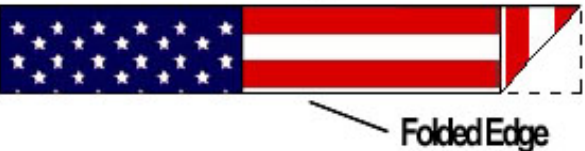

CELEBRATING


AMERICA'S

FREEDOMS

U.S. Department of Veterans Affairs  
Washington, D.C. 20420

## Correct Method of Folding the United States Flag

Start		
Step 1		Fold the lower striped section of the flag over the blue field.
Step 2		Folded edge is then folded over to meet the open edge.
Step 3		A triangular fold is then started by bringing the striped corner of the folded edge to the open edge.
Step 4		Outer point is then turned inward parallel with the open edge to form a second triangle.

Step 5		Triangular folding is continued until the entire length of the flag is folded in the triangular shape with only the blue field visible.
Completed	